



Independent Auditor's Review Report on Quarterly and Year to Date Un-Audited Standalone Financial Results of the Company Pursuant to the Regulation 33 and 52 of the SEBI (Listing Obligations and Disclosure Requirements) Regulations, 2015, as amended.

To,
The Board of Directors of,
Gokul Agro Resources Limited
CIN - L15142GJ2014PLC080010
Ahmedabad.

1. We have reviewed the accompanying statement of unaudited standalone financial results of Gokul Agro Resources Limited ("the Company") for the quarter ended September 30, 2022 and year to date from April 01, 2022 to September 30, 2022 ("the statement") being submitted by the Company pursuant to the requirements of Regulation 33 and 52 of the SEBI (Listing Obligations and Disclosure Requirements) Regulations, 2015, as amended (the 'Listing Regulations').
2. This statement, which is the responsibility of the Company's Management and approved by the Company's Board of Directors, has been prepared in accordance with the recognition and measurement principles laid down in Indian Accounting Standard 34, (Ind AS 34) "Interim Financial Reporting" prescribed under Section 133 of the Companies Act, 2013, as amended, read with relevant rules issued thereunder and other accounting principles generally accepted in India. Our responsibility is to express a conclusion on the statement based on our review.
3. We conducted our review of the Statement in accordance with the Standard on Review Engagements (SRE) 2410 "Review of Interim Financial Information Performed by the Independent Auditor of the Entity", issued by the Institute of Chartered Accountants of India. This standard requires that we plan and perform the review to obtain moderate assurance as to whether the financial statements are free of material misstatement. A review of interim financial information consists of making inquiries, primarily of persons responsible for financial and accounting matters, and applying analytical and other review procedures. A review is substantially less in scope than an audit conducted in accordance with Standards on Auditing and consequently does not enable us to obtain assurance that we would become aware of all significant matters that might be identified in an audit. Accordingly, we do not express an audit opinion.
4. Based on our review conducted as above, nothing has come to our attention that causes us to believe that the accompanying statement, prepared in accordance with the recognition and measurement principle laid down in the aforesaid Indian Accounting Standards ("Ind AS") specified under section 133 of the Companies Act, 2013 as amended, read with relevant rules issued thereunder and the other accounting principles generally accepted in India, has not disclosed the information required to be disclosed in terms of the Listing Regulations, including the manner in which it is to be disclosed, or that it contains any material misstatement.





For, Surana Maloo & Co.
Chartered Accountants
Firm Reg. No. 112171W

Chirag S. Doshi
Per, Chirag Doshi
Partner

Membership No. 157649
UDIN -22157649BEXMQA8173

Place : Ahmedabad
Date : 12th November 2022

Sr. No.	Particulars	Standalone Financial Results					
		Three months ended 30.09.2022	Preceding three months ended on 30.06.2022	Corresponding three months in the previous year ended on 30.09.2021	Year to date figures for current period ended 30.09.2022	Year to date figures for previous period ended 30.09.2021	Previous year ended 31.03.2022
		(Unaudited)	(Unaudited)	(Unaudited)	(Unaudited)	(Unaudited)	(Audited)
1	Income						
	Revenue From Operations	252,224.79	259,085.71	265,563.56	511,310.50	495,807.87	1,021,742.46
	Other Income	316.64	246.10	401.11	562.74	748.13	1,634.77
	Total Income	252,541.43	259,331.81	265,964.67	511,873.24	496,556.00	1,023,377.22
2	Expenditure						
	Cost of materials consumed	244,112.86	240,739.83	252,236.36	484,852.69	477,224.48	944,008.87
	Purchase of stock-in-trade	3,014.38	16,802.51	12,891.66	19,816.89	18,194.85	39,257.30
	Changes in inventories of finished goods, work-in-progress and stock-in-trade	-8,566.24	-11,481.87	-10,137.77	-20,048.11	-19,981.42	-7,278.13
	Employees benefits expense	832.57	766.34	700.82	1,598.91	1,330.24	3,043.22
	Finance Costs	2,080.07	1,621.02	1,259.90	3,701.09	2,611.84	5,082.72
	Depreciation and amortization expense	722.41	714.11	744.06	1,436.52	1,484.32	2,892.43
	Other Expenditure (Any item exceeding 10% of total expenses relating to continuing operations to be shown separately)	7,309.71	7,214.82	5,764.04	14,524.53	11,605.30	23,120.54
	Total Expenses	249,505.76	256,376.77	263,459.06	505,882.53	492,469.61	1,010,126.95
3	Profit / (Loss) before exceptional Items	3,035.68	2,955.04	2,505.61	5,990.71	4,086.39	13,250.27
4	Exceptional Items	0.00	0.00	0.00	0.00	0.00	0.00
5	Profit / (Loss) from ordinary activities before tax	3,035.68	2,955.04	2,505.61	5,990.71	4,086.39	13,250.27
6	Tax expense	795.20	762.82	701.68	1,558.02	1,139.13	2,952.48
7	Net Profit/ (Loss) from Ordinary Activities after tax	2,240.47	2,192.22	1,803.92	4,432.69	2,947.27	10,297.79
8	Other comprehensive income / (expenses)	-	-	-	-	-	6.62
	Total Comprehensive income	2,240.47	2,192.22	1,803.92	4,432.69	2,947.27	10,304.40
9	Paid-up Equity Share Capital (Face Value of Rs. 2/- each)	2,861.45	2,861.45	2,637.90	2,861.45	2,637.90	2,861.45
10	Earnings Per Share (before extraordinary items) (of Rs. 2/- each) (not annualized) :						
	a) Basic (Rs.)	1.57	1.53	1.37	3.10	2.23	7.55
	b) Diluted (Rs.)	1.57	1.53	1.37	3.10	2.23	7.55
	Earnings Per Share (after extraordinary items) (of Rs. 2/- each) (not annualized) :						
	a) Basic (Rs.)	1.57	1.53	1.37	3.10	2.23	7.55
	b) Diluted (Rs.)	1.57	1.53	1.37	3.10	2.23	7.55
Disclosure as required by Regulation 52 of Listing Obligations and Disclosure Requirements							
11	Debt Equity Ratio	3.15	3.85	3.44	3.15	3.44	2.49
12	Debt Service Coverage Ratio	1.70	2.31	2.40	1.94	2.20	2.86
13	Interest Service Coverage Ratio	2.81	3.26	3.58	3.01	3.13	4.18
14	Current Ratio	1.16	1.11	1.11	1.16	1.11	1.20
15	Long Term Debt to Working Capital	0.99	1.02	0.60	0.99	0.60	0.52
16	Bad debts to Account receivable ratio (%)	0.00%	0.00%	1.84%	0.00%	1.84%	2.86%
17	Current Liability ratio	0.85	0.88	0.92	0.85	0.92	0.89
18	Total Debts to Total Assets	0.76	0.79	0.77	0.76	0.77	0.71
19	Debtors Turnover	11.92	11.72	8.46	24.18	15.78	38.70
20	Inventory Turnover	3.69	3.23	5.90	7.49	10.99	21.24
21	Operating margin (%)	2.31%	2.04%	1.70%	2.18%	1.65%	2.08%
22	Net profit margin (%)	0.89%	0.85%	0.68%	0.87%	0.60%	1.01%
23	Net worth				45,086.72	33,296.89	40,654.03
24	Capital Redemption Reserve & Debenture Redemption Reserve	N.A.	N.A.	N.A.	N.A.	N.A.	N.A.
Notes Related to Standalone Financial Results :-							
1	The above results have been reviewed by the Audit Committee and thereafter approved and taken on record by the Board of Directors at their Meeting held on 12th November, 2022						
2	The above financial results for the quarter ended on September 30, 2022 has been prepared in accordance with the Companies (Indian Accounting Standards) Rules, 2015 (Ind AS), prescribed under Section 133 of the Companies Act, 2013, and other recognised accounting practices and policies to the extent applicable.						
3	The Company is mainly engaged in Agro based Commodities and as such there are no separate Reportable Segment as per Indian Accounting Standard " Operating Segment" (Ind AS-108). Thus, no separate disclosure for Segment Reporting is made.						
4	The figures for the September quarter (i.e three months ended on 30.09.2022), represent the difference between limited reviewed figures of year to date figures for current period ended at 30.09.2022 and three months period ended on 30.06.2022.						
5	Previous year figures have been regrouped or rearranged wherever necessary to meet with the current year's reporting requirements.						
Date : 12th November, 2022 Place : Ahmedabad					For Gokul Agro Resources Limited  Kanubhai Jivatram Thakkar Chairman & Managing Director (DIN: 00315616)		




Independent Auditor's Review Report on the Quarterly and Year to Date Un-Audited Consolidated Financial Results Pursuant to the Regulation 33 of the SEBI (Listing Obligations and Disclosure Requirements) Regulations, 2015, as amended.

To,
The Board of Directors of,
Gokul Agro Resources Limited
CIN - L15142GJ2014PLC080010
Ahmedabad.

1. We have reviewed the accompanying statement of Unaudited Consolidated Financial Results of **GOKUL AGRO RESOURCES LIMITED** ("the Parent") and its subsidiaries (including step down subsidiary) (as stated in Sr. No. 4 below), (the Parent and its subsidiaries together referred to as "the Group"), and its share of the net profit after tax and total comprehensive income for the quarter ended September 30, 2022 and for the period from April 01, 2022 to September 30, 2022 being submitted by the parent pursuant to the requirement of Regulation 33 of the SEBI (Listing Obligations and Disclosure Requirements) Regulations, 2015, as amended.
2. This Statement, which is the responsibility of the Parent Company's Management and has been approved by the Parent Company's Board of Directors, has been prepared in accordance with the recognition and measurement principles laid down in the Indian Accounting Standard 34 "Interim Financial Reporting" (Ind AS 34), prescribed under Section 133 of the Companies Act, 2013 read with relevant rules issued thereunder and other accounting principles generally accepted in India. Our responsibility is to express a conclusion on the Statement based on our review.
3. We conducted our review of the Statement in accordance with the Standard on Review Engagements (SRE) 2410 "Review of Interim Financial Information Performed by the Independent Auditor of the Entity", issued by the Institute of Chartered Accountants of India (ICAI). This standard requires that we plan and perform the review to obtain moderate assurance as to whether the Statement is free of material misstatement. A review of interim financial information consists of making inquiries, primarily of persons responsible for financial and accounting matters, and applying analytical and other review procedures. A review is substantially less in scope than an audit conducted in accordance with Standards on Auditing and consequently does not enable us to obtain assurance that we would become aware of all significant matters that might be identified in an audit. Accordingly, we do not express an audit opinion.

We also performed procedures in accordance with the circular issued by the SEBI under Regulation 33(8) of the SEBI (Listing Obligations and Disclosure Requirements) Regulations, 2015, as amended, to the extent applicable.






4. The Statement includes the results of the following entities:-
- Gokul Agro Resources Limited - Parent Company
 - Maurigo PTE Limited - Wholly owned Subsidiary Company of Gokul Agro Resources Limited.
 - Riya International PTE Limited - Wholly owned Subsidiary company of Maurigo Pte Limited
 - Maurigo Indo Holdings PTE Limited - Wholly Owned Subsidiary Company of Maurigo PTE Limited
 - Pt Riya Palm Lestari- Wholly owned Subsidiary Company of Maurigo Indo Holdings PTE Limited
5. Based on our review conducted and procedures performed as stated in paragraph 3 above and based on the consideration of the financials as certified by the management referred to in paragraph 6 below, nothing has come to our attention that causes us to believe that the accompanying statement, prepared in accordance with the recognition and measurement principles laid down in the aforesaid Indian Accounting Standard ("Ind AS") specified under section 133 of the Companies Act, 2013, as amended, read with relevant rules issued thereunder and other accounting principles generally accepted in India, has not disclosed the information required to be disclosed in terms of Listing Regulations, including the manner in which it is to be disclosed, or that it contains any material misstatement.
6. The accompanying statement includes the un-audited financial results of four subsidiaries (including step down subsidiary companies) whose Financial Results reflect total assets of Rs. 21,699.58 Lakhs as at September 30, 2022 , total revenues of Rs. 2,21,093.63 Lakhs, total Net Profit After Tax Rs. 1,342.23 Lakhs, total Comprehensive Income of Rs. Nil for the quarter ended September 30, 2022 and year to date from April 01, 2022 to September 30, 2022, and net cash outflows of Rs. 6,881.30 Lakhs, for the six months ended September 30, 2022 as considered in the financial statements which have neither been audited/reviewed by us or any other auditors and presented solely on the basis of the information complied/certified by the management and approved by the board of directors. This un-audited financial statement have been furnished to us by the Board of Directors and our opinion on the statement, in so far as it relates to the amounts and disclosures included in respect of this subsidiary is based solely on such un-audited financial statement.

Our conclusion on the statement is not modified in respect of our reliance on the interim financial information certified by the management.

Date : 12th November, 2022
Place : Ahmedabad



For, Surana Maloo & Co.
Chartered Accountants
Firm Reg. No.: 112171W

Chirag S. Doshi

Per, Chirag Doshi
Partner

Membership No.: 157649
UDIN - 22157649BCXMTV 5939

Gokul Agro Resources Limited

Regd. Office : 801-805, Dwarkesh Business Hub, Opp. Visamo Soc., B/h Atishay Belleview, Motera, Ahmedabad-05



Statement of Unaudited Consolidated Financial Results for the Quarter & Half Year ended on 30th September, 2022

Sr. No.	Particulars	Consolidated Financial Results					
		Three months ended 30.09.2022	Preceding three months ended 30.06.2022	Corresponding three months in the previous year ended on 30.09.2021	Year to date figures for current period ended 30.09.2022	Year to date figures for previous period ended 30.09.2021	Previous year ended 31.03.2022
		(Unaudited)	(Unaudited)	(Unaudited)	(Unaudited)	(Unaudited)	(Audited)
1	Income						
	Revenue From Operations	277,621.25	286,432.44	269,404.05	564,053.69	501,337.32	1,039,074.86
	Other Income	344.73	251.39	403.43	596.12	762.60	1,659.85
	Total Income	277,965.98	286,683.83	269,807.48	564,649.81	502,099.92	1,040,734.72
2	Expenditure						
	Cost of materials consumed	244,112.86	240,739.83	252,236.36	484,852.69	477,224.48	944,008.87
	Purchase of stock-in-trade	26,907.19	28,172.52	31,121.20	55,079.71	37,554.98	67,681.04
	Changes in inventories of finished goods, work-in-progress and stock-in-trade	-8,314.51	3,465.00	-25,290.59	-4,849.51	-35,134.24	-21,695.09
	Employees benefits expense	903.21	857.48	752.81	1,760.69	1,454.24	3,315.05
	Finance Costs	2,316.09	1,761.79	1,441.19	4,077.88	2,928.74	5,621.72
	Depreciation and amortization expense	731.64	723.08	753.56	1,454.72	1,503.27	2,929.93
	Other Expenditure (Any item exceeding 10% of total expenses relating to continuing operations to be shown separately)	7,408.81	7,241.97	5,829.25	14,650.78	11,701.04	23,274.99
	Total Expenses	274,065.29	282,961.68	266,843.78	557,026.97	497,232.51	1,025,136.50
3	Profit / (Loss) before exceptional Items	3,900.69	3,722.15	2,963.70	7,622.84	4,867.41	15,598.22
4	Exceptional Items	0.00	0.00	0.00	0.00	0.00	0.00
5	Profit / (Loss) from ordinary activities before tax	3,900.69	3,722.15	2,963.70	7,622.84	4,867.41	15,598.22
6	Tax expense	952.61	895.31	781.76	1,847.92	1,274.12	3,307.57
7	Net Profit/ (Loss) from Ordinary Activities after tax	2,948.08	2,826.84	2,181.94	5,774.93	3,593.30	12,290.64
8	Other comprehensive income / (expenses).	330.21	274.46	2.11	604.67	55.67	200.48
	Total Comprehensive income	3,278.29	3,101.31	2,184.05	6,379.60	3,648.96	12,491.12
9	Paid-up Equity Share Capital (Face Value of Rs. 2/- each)	2,861.45	2,861.45	2,637.90	2,861.45	2,637.90	2,861.45
10	Earnings Per Share (before extraordinary items) (of Rs. 2/- each) (not annualized) :						
	a) Basic (Rs.)	2.06	1.98	1.65	4.04	2.72	9.02
	b) Diluted (Rs.)	2.06	1.98	1.65	4.04	2.72	9.02
	Earnings Per Share (after extraordinary items) (of Rs. 2/- each) (not annualized) :						
	a) Basic (Rs.)	2.06	1.98	1.65	4.04	2.72	9.02
	b) Diluted (Rs.)	2.06	1.98	1.65	4.04	2.72	9.02

Notes Related to Consolidated Financial Results :-

- The above results have been reviewed by the Audit Committee and thereafter approved and taken on record by the Board of Directors at their Meeting held on 12th November, 2022
- The above financial results for the quarter ended on September 30, 2022 has been prepared in accordance with the Companies (Indian Accounting Standards) Rules, 2015 (Ind AS), prescribed under Section 133 of the Companies Act, 2013, and other recognised accounting practices and policies to the extent applicable.
- The Company is mainly engaged in Agro based Commodities and as such there are no separate Reportable Segment as per Indian Accounting Standard " Operating Segment" (Ind AS 108). Thus, no separate disclosure for Segment Reporting is made.
- The figures for the September quarter (i.e three months ended on 30.09.2022), represent the difference between limited reviewed figures of year to date figures for current period ended at 30.09.2022 and three months period ended on 30.06.2022.
- Previous year figures have been regrouped or rearranged wherever necessary to meet with the current year's reporting requirements.

Date : 12th November, 2022
Place : Ahmedabad

For Gokul Agro Resources Limited

Kanubhai Jivatram Thakkar
Chairman & Managing Director (DIN: 00315616)

- Reg. Off. : Office No. 801-805, Dwarkesh Business Hub, Survey No. 126/1, Opp. Visamo society, B/H Atishay Belleview, Motera, Ahmedabad, Gujarat - 380005
- 079 67123500, 67123501, M: 99099908537, Fax: 079 67123502 CIN: L15142GJ2014PLC080010
- Plant : Survey No. 76/1, 80, 89, 91, Near Sharma Resort, Galpadar Road, Meghpar - Borichi, Tal. - Anjar 370110, Dist - Kutchh, Gujarat (India).
- 02836 - 295260, 9879112574
- garl@gokulagro.com www.gokulagro.com


Gokul Agro Resources Limited
Statement Of Assets And Liabilities As On 30th September 2022

(Rs. In Lakhs)

Particulars	Standalone		Consolidated	
	As at 30/09/2022	As at 31/03/2022	As at 30/09/2022	As at 31/03/2022
	Unaudited	Audited	Unaudited	Audited
ASSETS				
I Non-current assets				
a Property, plant and equipment	26,173.31	24,958.20	26,173.31	24,958.83
b Capital work-in-progress	2,200.06	1,698.90	2,200.06	1,698.90
c Intangible assets	7.52	7.55	7.52	7.55
d Right of Use of Asset	1,375.39	1,404.66	1,378.98	1,425.77
e Financial assets				
i. Investments	930.75	930.75	0.00	0.00
ii. Other Financial Assets	480.22	584.47	480.22	584.47
f Other non-current assets	16,421.14	4,211.17	16,650.14	4,211.17
Total non-current assets	47,588.40	33,795.70	46,890.23	32,886.69
II Current assets				
a Inventories	77,365.35	58,849.20	77,365.35	73,516.74
b Financial assets				
i Investments	9,616.39	101.78	9,616.39	101.78
ii Trade receivables	21,726.12	20,462.71	21,861.15	20,760.12
iii Cash and cash equivalents	8,404.96	2,613.74	10,638.09	11,728.18
iv Bank Balance other than (iii)	13,114.97	14,751.92	20,113.98	21,238.14
v Loans	3,338.38	3,222.94	9,866.53	3,367.94
vi Others	544.25	277.52	562.84	290.59
c Other current assets	5,535.13	7,819.14	6,397.95	7,819.23
Total current assets	139,645.53	108,098.94	156,422.27	138,822.70
Total Assets	187,233.93	141,894.65	203,312.50	171,709.39
EQUITY AND LIABILITIES				
Equity				
a Share capital	2,861.45	2,861.45	2,861.45	2,861.45
b Other equity	42,225.28	37,792.58	50,546.18	44,166.59
Total equity	45,086.72	40,654.03	53,407.63	47,028.03
LIABILITIES				
I Non-current liabilities				
a Financial liabilities				
i Borrowings	19,281.16	8,110.83	19,281.16	8,110.83
ii Lease obligations	1,458.60	1,457.79	1,458.60	1,457.79
b Long-term provisions	166.23	184.97	166.23	184.97
c Deferred tax liabilities (net)	1,213.27	1,204.67	1,213.27	1,204.67
Total non-current liabilities	22,119.26	10,958.26	22,119.26	10,958.26
II Current liabilities				
a Financial liabilities				
i Borrowings	5,755.72	13,169.11	5,755.72	20,784.22
ii Lease liabilities	160.81	157.65	163.93	177.80
iii Trade payables				
Due To Micro, Small And Medium Enterprises	35.37	190.85	35.37	190.85
Due to Others	108,199.99	72,049.09	114,684.20	87,496.65
iv Other financial liabilities	1,335.93	955.44	2,315.33	955.44
b Other Current liabilities	4,043.58	3,463.19	4,043.58	3,463.19
c Current Tax Liabilities (Net)	411.26	208.53	702.19	566.45
d Short-term provisions	85.29	88.50	85.29	88.50
Total current liabilities	120,027.95	90,282.36	127,785.61	113,723.10
Total equity and liabilities	187,233.93	141,894.65	203,312.50	171,709.39

Place: Ahmedabad
Date: 12th November, 2022

For, Gokul Agro Resources Limited

Kanubhai Jivatram Thakkar
(DIN:00315616)


- 📍 Reg. Off. : Office No. 801-805, Dwarkesh Business Hub, Survey No. 126/1, Opp. Vasamo society, B/H Atishay Bellevue, Motera, Ahmedabad, Gujarat - 380005
- 📞 079 67123500, 67123501, M: 99099908537, Fax: 079 67123502 CIN: L15142GJ2014PLC080010
- 📍 Plant : Survey No. 76/1, 80, 89, 91, Near Sharma Resort, Galpadar Road, Meghpar – Borichi, Tal. – Anjar 370110, Dist – Kutchh, Gujarat (India).
- ☎ 02836 – 295260, 9879112574
- ✉ gar@gokulagro.com www.gokulagro.com

Gokul Agro Resources Limited
Cash Flow Statement for the half year ended on 30th September, 2022

(Rs. In Lakhs)

Particulars	For the Period ended 30th September, 2022	For the Period ended 30th September, 2021
A. Cash Flow From Operating Activities		
Net Profit Before Taxation And Extraordinary Items	5,990.71	4,086.39
Adjustment For :-		
Depreciation	1,436.52	1,484.32
Loss/(Profit) On Sale Of Fixed Assets-Net	-0.27	-5.91
Interest Income	-440.83	-631.77
Interest Paid	2,744.57	1,966.99
Gain On Sale Of Mutual Fund	-63.20	-59.45
Provision For Doubtful Debts & Advances	-	574.43
Total	3,676.79	3,328.61
Operating Profit (Loss) Before Working Capital Changes	9,667.51	7,415.00
Adjustment For :-		
(Increase)/ Decrease In Trade Receivables	-1,263.41	1,005.91
(Increase)/ Decrease In Loans & Advances & Other Current Assets	-9,118.20	-770.82
(Increase)/ Decrease In Other Bank Balances	1,711.65	-9,278.33
(Increase)/ Decrease In Inventories	-18,516.15	-16,108.52
Increase/ (Decrease) In Trade Payables & Others	35,038.10	16,189.79
Cash Generated From Operations	17,519.50	-1,546.96
Direct Tax Paid	-1,138.19	411.03
Cash Flow Before Extraordinary Items	16,381.31	-1,135.93
Extraordinary Items	-	-
Net Cash From Operating Activities	16,381.31	-1,135.93
B. Net Cash Flow From Investment Activities		
Purchase Of Fixed Assets	-3,123.77	-2,526.79
(Purchase)/Disposal Of Current Investment	-9,514.61	1,336.28
Proceeds From Sale Of Fixed Assets	0.55	7.71
Interest Received	476.06	681.78
Gain On Sale Of Mutual Fund	63.20	59.45
Loan To Related Parties	-14.00	-10.70
Net Cash From Investment Activities	-12,112.58	-452.27
C. Cash Flows From Financing Activities		
Interest Paid	-2,787.99	-1,946.16
Proceeds from Term Loan	13,750.64	5,318.12
(Repayment) of Long term Loans	-2,026.79	-1,110.22
(Repayment)/Acquisition of Short term borrowings	-7,413.38	-984.89
Net Cash From Financial Activities	1,522.49	1,276.84
Net Increase /(-) Decrease In Cash And Cash Equivalents	5,791.22	-311.36
Opening Balance In Cash And Cash Equivalents	2,613.74	2,835.06
Closing Balance In Cash And Cash Equivalents	8,404.96	2,523.70
Reconciliation of cash and cash equivalent with Balance sheet		

For and On Behalf of the Board



Kanubhai J. Thakkar
Chairman & Managing Director
DIN : 00315616



Date :- 12th November, 2022
Place :- Ahmedabad


- 📍 Reg. Off. : Office No. 801-805, Dwarkesh Business Hub, Survey No. 126/1, Opp. Visamo society, B/H Atishay Belleview, Motera, Ahmedabad, Gujarat - 380005
- 📞 079 67123500, 67123501, M: 99099908537, Fax: 079 67123502 CIN: L15142GJ2014PLC080010
- 📍 Plant : Survey No. 76/1, 80, 89, 91, Near Sharma Resort, Galpadar Road, Meghpar – Borichi, Tal. – Anjar 370110, Dist – Kutchh, Gujarat (India).
- 📞 02836 – 295260, 9879112574
- ✉️ garl@gokulagro.com 🌐 www.gokulagro.com

Gokul Agro Resources Limited
Consolidated Cash Flow Statement for the half year ended on 30th September, 2022

(Amount Rs.)

Particulars	For the Period ended 30th September, 2022	For the Period ended 30th September, 2021
A. Cash Flow From Operating Activities		
Net Profit Before Taxation And Extraordinary Items	7,622.84	4,867.41
Adjustment For :-		
Depreciation	1,454.72	1,503.27
Loss/(Profit) On Sale Of Fixed Assets-Net	-0.27	-5.91
Interest Income	-473.06	-644.10
Interest Paid	3,121.36	2,283.90
Gain On Sale Of Mutual Fund	-63.20	-59.45
Provision For Doubtful Debts & Advances	-	574.43
Provision for Foreign Currency Translation Reserve	604.67	55.67
Total	4,644.22	3,707.80
Operating Profit (Loss) Before Working Capital Changes	12,267.06	8,575.21
Adjustment For :-		
(Increase)/ Decrease In Trade Receivables	-1,101.03	24,832.37
(Increase)/ Decrease In Loans & Advances & Other Current Assets	-16,593.08	-1,087.03
(Increase)/ Decrease In Other Bank Balances	1,198.87	-8,106.29
(Increase)/ Decrease In Inventories	-3,848.61	-31,325.64
Increase/ (Decrease) In Trade Payables & Others	26,680.23	-2,030.23
Cash Generated From Operations	18,603.43	-9,141.60
Direct Tax Paid	-1,138.19	411.03
Cash Flow Before Extraordinary Items	17,465.24	-8,730.57
Extraordinary Items	-	-
Net Cash From Operating Activities	17,465.24	-8,730.57
B. Net Cash Flow From Investment Activities		
Purchase Of Fixed Assets	-3,123.77	-2,527.16
(Purchase)/Disposal Of Current Investment	-9,514.61	1,336.28
Proceeds From Sale Of Fixed Assets	0.50	7.71
Interest Received	502.78	722.84
Gain On Sale Of Mutual Fund	63.20	59.45
Loan To Related Parties	-14.00	-15.17
Net Cash From Investment Activities	-12,085.91	-416.05
C. Cash Flows From Financing Activities		
Interest Paid	-3,164.78	-2,263.07
Proceeds from Term Loan	13,750.64	5,318.12
(Repayment) of Long term Loans	-2,026.79	-1,110.22
(Repayment)/Acquisition of Short term borrowings	-15,028.49	5,808.83
Net Cash From Financial Activities	-6,469.42	7,753.66
Net Increase /(-) Decrease In Cash And Cash Equivalents	-1,090.08	-1,392.96
Opening Balance In Cash And Cash Equivalents	11,728.18	4,329.08
Closing Balance In Cash And Cash Equivalents	10,638.09	2,936.13
Reconciliation of cash and cash equivalent with Balance sheet		

For and On Behalf of the Board



Kanubhai J. Thakkar
Chairman & Managing Director
DIN : 00315616



Date:- 12th November, 2022
Place:- Ahmedabad.